

ATAK

Use Your Mind



 KARSAN | 50+
years

ATAK





8 m
Size

Use Your Mind

CHOOSE EFFICIENCY

With the great advantages of being small, Atak brings a approach to urban transportation while offering efficiency in every aspect. Discover the smart way for your urban solutions now.

Use Your Mind

CHOOSE FLAWLESS DESIGN



FUTURISTIC DESIGN

Atak is pushing the limits; its dynamic, modern and compact design is standing out among the ordinary. In the front, horizontally lined up headlamps, elegant and curvy nose and LED day time running lamps underlines the strong character on the road.





ESTHETIC REAR DESIGN

Is it possible to be logically and emotionally effective at the same time? Atak enables that with its attractive design. Charming rear grill, vertically lined up LED lamps, and piano black details catch all the attention. You will just enjoy being in the center of attention.



ERGONOMIC COCKPIT COVERING ALL DRIVER NEEDS

A driving experience to remember. Atak will make you feel exceptional with its modern, ergonomic and flawless lines in the driver section. steering wheel with leather option, functional button layout and futuristic cabin urges you to keep driving. Atak provides a comfortable driving environment with soft shifting and wide air ducts with effective circulation.

COMFORTABLE DRIVING TRANSFORMING RIDE INTO PLEASURE

In addition to the driver seat bringing a dimension to comfort, Atak increases driving control with its panoramic view and offers a superior ride in all conditions, thanks to ECAS air suspension. Another feature serving comfort is the positioning of engine compartment at the rear, which helps driver and passengers travel in maximum silence.

A FLUENT RIDE IS EFFORTLESS WITH ATAK



8 Way Pneumatic Driver Seat




Electric Heated Side Mirrors



Isolated Driver Cabin

Use Your Mind
CHOOSE EFFICIENCY




A LIFELONG PARTNER

Atak is designed to support you in a profitable journey. On top of increasing operation efficiency with low maintenance cost, serviceability take 8 meter sized Atak one step ahead.

SMART SERVICEABILITY

Refined through years of experience, all serviceability details have been considered in Atak. 3-piece front & rear bumper can easily be replaced with low cost. Electric control unit behind the driver area makes all components be easily accessed. Extended front bonnet offers effortless serviceability for many elements including defroster.

**CHOOSE
THE LOGICAL WAY**



8 m Size

Low Initial Cost
Low Fuel Consumption
Low Maintenance Cost



MAXIMUM CAPACITY UTILIZATION MINIMUM CONSUMPTION

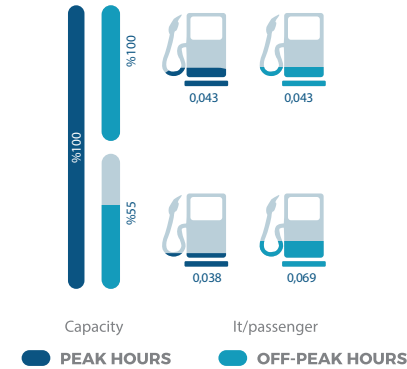
It becomes possible for your business or municipality to profit more with Atak. With 61 passengers, it uses its full capacity even in off-peak hours unlike 12-meter busses. This provides you 38% less fuel consumption per passenger, compared to 12 m long busses.



8 m Atak | 61 Passenger Capacity



12 m Bus | 105 Passenger Capacity



*With the assumption that all passengers get on the bus at the first stop and get off on the last. All lines are 10 kms.



Capacity Utilization

Peak Hours

100%

Off-Peak Hours

100%

Peak Hours

100%

Off-Peak Hours

55%

61
Passenger
Capacity



Use Your Mind **CHOOSE COMFORT**



EASE OF PUBLIC TRANSPORTATION

Atak eliminates accessibility problems in public transportation. Practical ramp located at the back door enables passengers with wheelchair to enter Atak easily. Atak respects everyone's travel right in the wheelchair space located in the middle area.

With its embedded technological solutions and features providing superior comfort, Atak goes beyond being an ideal vehicle. The most important aspect is its low floor, which allows passengers to get in easily. Atak's wide seats and passenger air conditioning provide maximum comfort. USB charging outlets enable passengers to charge their smart phones whenever they desire.



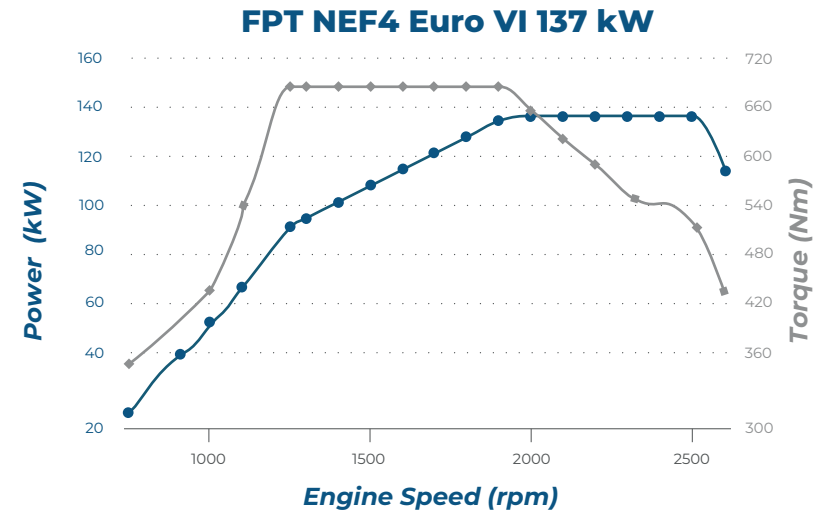

Wheelchair Travel Area



USB Ports & WiFi

Use Your Mind

CHOOSE SUPERIOR PERFORMANCE



137 kW
Max. Power



680 Nm
Max. Torque

POWERFUL EURO 6 ENGINE

Distinguishing itself globally with its fuel economy, Atak is very impressive with its performance as well. With its Euro 6 engine generating 137 kW, Atak climbs even steepest hills effortlessly. Moreover, all of this is done with low emissions, protecting the environment.

Mechanic warranty is limited to 2 years or 200.000 km (whichever finishes first).



HIGH MANEUVERABILITY AND CLIMBING CAPABILITY IN EVERY CONDITION

Atak is ready for every condition of the city. Superior gradeability gives confidence while climbing the steepest hills, and low turning radius helps you maneuver narrow streets easily. Atak withstands every city's dynamic with these advantages.



AUTOMATIC TRANSMISSION ENHANCING CONTROL

You can count many reasons that make Atak crucial, automatic transmission is one of them. 8 speed automatic transmission enables driver to focus on the road more, while carrying driving comfort to the next level.



SAFETY TECHNOLOGIES

ESP ELECTRONIC STABILITY PROGRAM

ABS ANTI-LOCK BRAKING SYSTEM

DTC DRAG TORQUE CONTROL

LWDC LANE WEAR DISPLAY AND CONTROL

EBD ELECTRONIC BRAKEFORCE DISTRIBUTION

ATC AUTOMATIC TRACTION CONTROL

BAS BRAKE ASSIST SYSTEM

HSA HILL START AID (HILL HOLDER)







TECHNICAL SPECIFICATIONS





VEHICLE TYPE	
Vehicle Category & Class	Low Floor Electric Bus, M3 Category, Class I, LHD
POWERTRAIN SYSTEM	
Drive Type	Rear Wheel Drive (RWD), 4x2
Engine Layout	Rear Engine Transversely Mounted
Engine	Fiat Powertrain (FPT) NEF4 - Turbo Diesel Intercooler
Emission Level	Euro VI
Number of Cylinders and Volume	4 Cylinders & 4.500 cc
Max. Power & Max. Torque	137 kW & 680 Nm
Transmission	Manual Gearbox - 6 Speed (Optional) Automatic Gearbox - 8 Speed
PERFORMANCE	
Turning Radius (Kerb to kerb) (mm)	6.312
BODY	
Body Type	Carbon Steel: Space Frame Steel Tube Structure
Corrosion Resistance	Cataphoresis & Underbody Coating
SUSPENSION	
Suspension	Air Suspension + Electronic Level Control + Kneeling
Front Axle	Independent
Rear Axle	Rigid Drive Axle
BRAKE SYSTEM	
Front & Rear Brakes	Electro Pneumatic Brake System (Disc Brakes)
Steering Wheel	Tilttable & Telescopic Hydraulic Steering Wheel
CAPACITY	
Gross Vehicle Weight (kg)	11.500
Fuel Tank Capacity (lt)	140
AdBlue® Tank Capacity (lt)	30
DIMENSIONS	
Overall Length (mm)	8.315
Overall Width (mm)	2.436
Overall Height (mm)	3.070 (w / AC), 2.904 (w / o AC)
Front Overhang (mm)	2.363
Rear Overhang (mm)	2.040
Wheelbase (mm)	1.695
Standing Height (mm)	4.580
Step height, Door 1 (mm)	340 & 270 (with Kneeling)
Step height, Door 2 (mm)	340 (with Kneeling) & 270 (with Kneeling)
Approaching / Departure Angles (°)	7,8 / 8,8
TIRES	
Front Tire Sizes & Rim Sizes	225/75 R17.5 & 6.0"x J17.5 Single
Rear Tire Sizes & Rim Sizes	225/75 R17.5 & 6.0"x J17.5 Double
ELECTRICAL SYSTEM	
Battery (Volt & Ah)	2x12V - 125 Ah
Alternators (Volt & A)	2x90 Ah - 24V

* Range may vary depending on various factors, in particular: individual driving style, route characteristics, outside temperature, heating/air conditioning, seated & standing passenger weight.

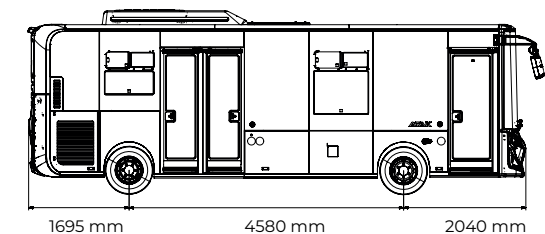

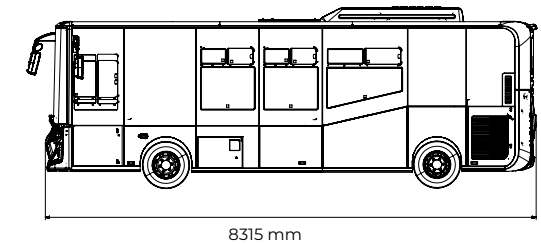
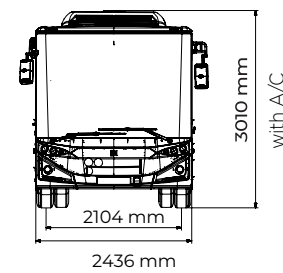
** From 0% to 80% battery capacity in ideal conditions.

*** May change in case of using Mirror Camera option.

PASSENGER CAPACITY ALTERNATIVES

Seated 	Foldable 	Max. Standing 	Wheelchair 	Max. Total Passengers****
18	4	43	1	61
21	2	39	1	60
21	4	39	1	60
23	2	38	1	61
23	3	37	1	60

****Passenger capacity depends on selected optional features & wheelchair area utilization. Wheelchair is valid only when foldable seats are not being used.



EQUIPMENT FEATURES

STYLE

Exterior Design	Line	Highline
3-Piece Front & Rear Bumpers	S	S
LED Day Time Running Lamps	S	S
Front Fog Lamp	S	S
Electrical and Heated Mirrors	S	S
LED Rear Lamps	S	S
5 Sliding Side Windows	S	S
Light Tinted Color Side Glass	S	-
Dark Tinted Color Side Glass	O	S
Sliding Heated Driver's Window	S	S
Rear Spoiler	O	O
Heated Front Door Window	O	S
Heated Windscreen	O	S
Monocolor LED Destination (Front + Side + Rear)	S	S
Front & Rear 17.5" Steel Wheels	S	S
Wheel Covers	O	S
225/75 R 17.5 Spare Tire	O	O
Body Color: White	S	S
Body Colors: Opaque	O	O

Interior Design

Anti-Slip PVC Floor Cover, Grey	S	S
Handrail Tubes (Yellow)	S	-
Handrail Tubes (Stainless Steel)	-	S
Handgrips	S	S
Stop Signs + Digital Clock + Temperature Indicator	S	S
Billboard	S	S

Body

Cataphoresis Coating	S	S
----------------------	---	---

TECHNOLOGY

Driver Compartment

Automatic Gearbox	S	S
Retarder	S	S
Arm-Controlled Retarder	S	O
Rear Park Sensors	O	S
Speed Limiter - 100 km/h	S	S
Ticket Validator Preparation	S	S
Smart Tachograph	S	O
2 x Driver Area Speakers	O	S
Coat Hook	S	S

Audio & Video Systems

Radio-MP3 Player with USB & Aux	S	S
Announcement System for Passenger Area - 5 x Passenger Speakers + Gooseneck Microphone + Amplifier	O	O
Camera Pack 1 - Dashboard Mounted 7" LCD Screen & Rear Camera	O	O
Camera Pack 2 - Camera Pack 1 + DVR (ITB), Front, Driver, Inside, Service Door Surveillance Cameras	O	O
Internet Infrastructure (Wi-Fi Router)	O	O
Roof Mounted Fixed 19" LCD Screen with USB	-	S

COMFORT

Cooling & Heating	Line	Highline
Air Conditioner 18 kW with Fresh Air	S	S
Front Box A/C 4 kW	S	S
Front Box Heater 9 kW	S	S
Underseat Heaters: 3 Blowers, 19 kW	S	S
Pre-heater 12 kW	O	S
Driver Compartment		
Leather Steering Wheel	S	O
6-Way Pneumatic Driver Seat with 3 Point Seat Belt	S	-
8-Way Pneumatic Driver Seat with 3 Point Seat Belt	O	S
8-Way Pneumatic ISRI Driver Seat	O	O
Isolated Driver Cabin	S	S
Isolated Driver Cabin with Rear Separation Window ¹	O	O
Separated Driver Cabin with High Glass	O	O
Driver Side Window Manual Sun Visor	O	O
Front Manual Sun Visor - Driver	S	-
Front Electrical Sun Visor - Driver & Passenger	-	S
Manual Roof Hatch	S	S
Electric Roof Hatch	O	O

Passenger Area

Plastic Type Passenger Seats with Pad	S	S
Plastic Type Passenger Seats	O	O
Backrest Totem and Wheelchair Designations	O	S
Manual Wheelchair Access Ramp	S	S
USB on Sidewalls	S	S

Safety

ESP - Electronic Stability Program	O	O
EBD - Electronic Brake Force Distribution	S	S
ABS - Anti-Lock Braking System	S	S
ATC - Automatic Traction Control	S	S
DTC - Drag Torque Control	S	S
BAS - Brake Assistant System	S	S
Bus Stop Brake	S	S
HSA - Hill Start Aid	S	S
LWDC - Lining Wear Display and Control	S	S
Front Anti Roll Bar	O	O
Rear Anti Roll Bar	S	S
Fire Detection System	S	S
Fire Suppression System	S	S
Fire Suppression System - Fogmaker ²	O	O
Reverse Gear Buzzer	S	S

S : Standard O : Option

¹ Only without Billboard

² + 2 months to standard delivery time

Authorized Dealer



All information and images included in this brochure are based on the technical specifications that are applicable on the printing date of the brochure.
All features provided are standard or optional depending on different versions of the vehicles. In the scope of continuous product improvement policy, Karsan always reserves its right to make changes in the specifications without providing any notification to third parties. This brochure does not constitute an offer to sell vehicles.